

LOCAL EVENT SPONSORSHIP

Registration Code	Sponsorship	Member / Nonmember Fee
201	Event Sponsor - Half Day	\$ 300
202	Event Sponsor - Full Day	\$ 500
203	Webinar Sponsor	\$ 500

Local Event Sponsor Includes complimentary registration and meals for one company representative, one six-foot table, one chair, electricity, Wi-Fi, logo on registration placard and in the event details on the website and post event conference attendee list.

Webinar Sponsor Includes one [1] slide to be included at the start of the webinar with eight participating states.

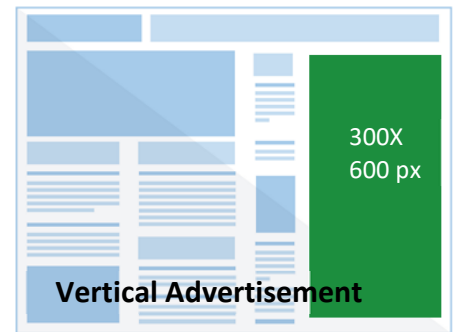
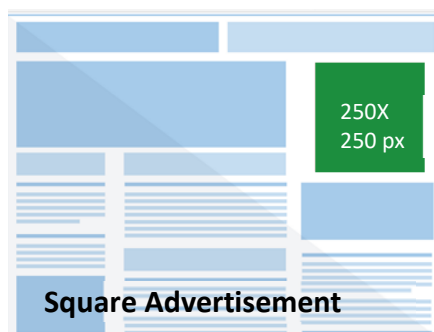

**The local and webinar events have one [1] sponsorship available per event.*

DIGITAL ADVERTISING – PA Pulse e-Newsletter & Website

Registration Code	Sponsorship	Member Fee	NonMember Fee
101	e-Newsletter Horizontal	\$ 120	\$ 150
102	e-Newsletter Square	\$ 180	\$ 225
103	e-Newsletter Vertical	\$ 300	\$ 375
104	6 Month Website Listing	\$ 120	\$ 150
105	1 Year Website Listing	\$ 204	\$ 255

e-Newsletter Advertisement – Email information to Info@pennsylvaniangma.com

Publication dates are February, April, June, August, October and December. Ads due by the 15th of the month prior.



6 Month & 1 Year Website Listing – Email information to Info@pennsylvaniangma.com

High-res company logo [JPEG, GIF, PNG], 50-word company description and link to website.

NOTE: An advertisement does not include 24/7 access to the e-Newsletter, as this is a member benefit. A nonmember company which advertises in the e-Newsletter will receive a link to a temporary copy of the e-Newsletter.

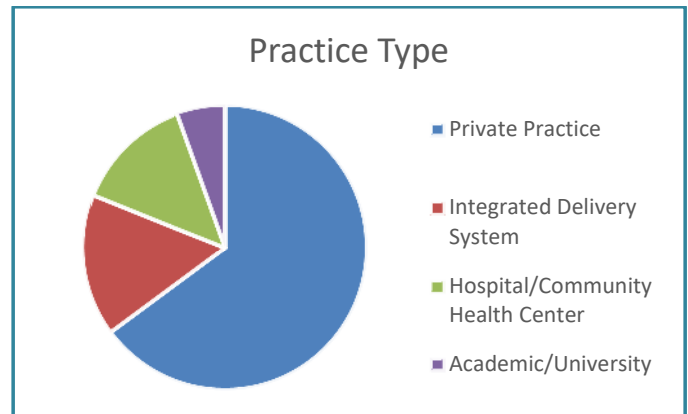
THE VALUE OF MEMBERSHIP FOR CORPORATE PARTNERS

- ✓ Access to medical practice leaders and decision-makers
- ✓ Access to state leaders and volunteers
- ✓ Discounted sponsorship rates
- ✓ Inclusion in the online Directory
- ✓ *Plus...*all other member benefits

OUR MEMBERS...

Represent over 5,000 physicians, with over two-thirds in private practice.

16 or more physicians	47%
1-5 physicians	27%
6-10 physicians	20%
11-15 physicians	7%



Are decision-makers in 69% of their practices.

Administrator/Practice Administrator	39%
Manager/Assistant Manager	20%
Director/Executive Director	17%
COO/CFO/CIO	7%
President/CEO	6%
Other Related Position	11%



Span the state’s vast geography including one of the most densely populated healthcare marketplaces in the United States.

Eastern	51%
Central	27%
Western	15%
Out of State	7%